
Cancer in Manitoba

2019 ANNUAL STATISTICAL REPORT



Department of Epidemiology
& Cancer Registry

CancerCareManitoba
ActionCancerManitoba

Department of Epidemiology and Cancer Registry

Table of Contents

Introduction to the Data	2
Manitoba's Cancer Profile	
Facts & Figures	3
Most Common Cancers, 2019	3
Cancer Incidence by Site	4
Manitoba Cancer Rates by Regional Health Authority (Incidence)	5
Cancer Incidence—Cases & Rates by Site	6
Tumour Staging by Site	8
Deaths by Underlying Cause in Manitoba (Mortality)	10
Appendix 1	
International Classification Of Disease for Oncology, 3rd Edition	11

Vision

A world free of cancer

Mission

To reduce and, where possible, eliminate the burden of cancer on the people of Manitoba through exemplary programs of prevention, diagnosis, treatment, rehabilitation, continuing care, research and education.

Introduction to the Data

The Manitoba Cancer Registry is an essential tool for evidence-based, data-driven decision making that has an immense impact on treatment and research. This year's report is based on the following information.

NOTE: *All statistics in the body of this report only include Manitoba residents.*

Manitoba Cancer Registry data is used for:

- health care planning and monitoring
- surveillance and studies on the causes and prevention of cancer, cancer clusters, treatment patterns, outcomes and survival
- patient care
- quality assurance
- reporting to the Canadian Cancer Registry, the North American Association of Central Cancer Registries and the International Association of Cancer Registries

Information sources include:

- provincial cytology and pathology departments
- admission/separation data from the provincial hospital abstracting system
- Manitoba Provincial Client Registry
- letters and “Report of Malignant Neoplasm Forms” from physicians and other health care providers
- hospital health records
- correspondence from other provincial and territorial cancer registries on Manitoba residents diagnosed and/or treated in those jurisdictions

Incidence data

Incidence refers to the number of new cases of cancer diagnosed in Manitoba every year. Cancer cases referenced were diagnosed in the 2019 calendar year. Incidence is also provided by stage of disease at diagnosis.

The Manitoba Cancer Registry uses disease site groupings according to the International Classification of Diseases for Oncology Third Edition (ICD-O3), based on Surveillance Epidemiology and End Results (SEER) Groups. See [Appendix 1](#) for the primary site groupings used for incidence.

Mortality data

Mortality information refers to Manitobans who died of cancer in the 2019 calendar year, however, those patients may not have been diagnosed in 2019. The Vital Statistics Agency of Manitoba reported cancer as the leading cause of death in the province. In 2019, there were 2,864 deaths due to invasive cancer (age standardized rate – 208.6 per 100,000). The totals in the summary on page 10 include all cancer deaths occurring in Manitoba.

Rates

Incidence counts and rates are presented in this report. Annual age-standardized rates are per 100,000 population and allow for comparison of cancer rates in different regions with different age structures. Rates are age-standardized (using the direct method) to the 2011 Manitoba population.

Staging data

The Manitoba Cancer Registry has collected cancer stage for all cases of cancer (excluding non-melanoma skin cancer) diagnosed since January 1, 2004. From 2004 to 2017, collection followed the Collaborative Staging method consistent with the American Joint Committee on Cancer (AJCC) 6th and 7th Tumour, Nodes, and Metastases (TNM) editions. For cancer cases diagnosed January 1, 2018 and forward, cancer stage data is being collected following the AJCC 8th edition of the TNM manual.

In this report, stage data is shown for all disease site groups with a cancer incidence of 45 cases per year or more and is represented using pie charts. Stage information, along with frequency of incidence for each of these sites, can also be found in table format on page 8. Due to changes in the staging system, this year we have presented data as early and intermediate stage, and late stage.

Population data

Data are based on Manitoba estimates provided by Manitoba Health.

Additional statistical information is available upon request. Please contact the Manitoba Cancer Registry at:

1-877-787-1272 (toll-free), or
CCMBepireg@cancercare.mb.ca

Manitoba's Cancer Profile

Facts & Figures

Manitoba's cancer profile

Cancer is a significant health issue. In 2019, **12,134** Manitobans were diagnosed with cancer:

- **7,165** invasive cancers
- **4,498** *in situ* (confined to the area of origin)
- **349** unspecified cancers
- **122** benign brain and CNS (central nervous system)

In this same year, **2,864** people died from the disease.

The number of cancer cases in Manitoba is influenced by three factors:

- the age of the population
- the size of the population
- risk factors such as unhealthy living (including smoking, poor diet, inactivity, sun exposure), some environmental carcinogens, genetic predisposition and not being screened.

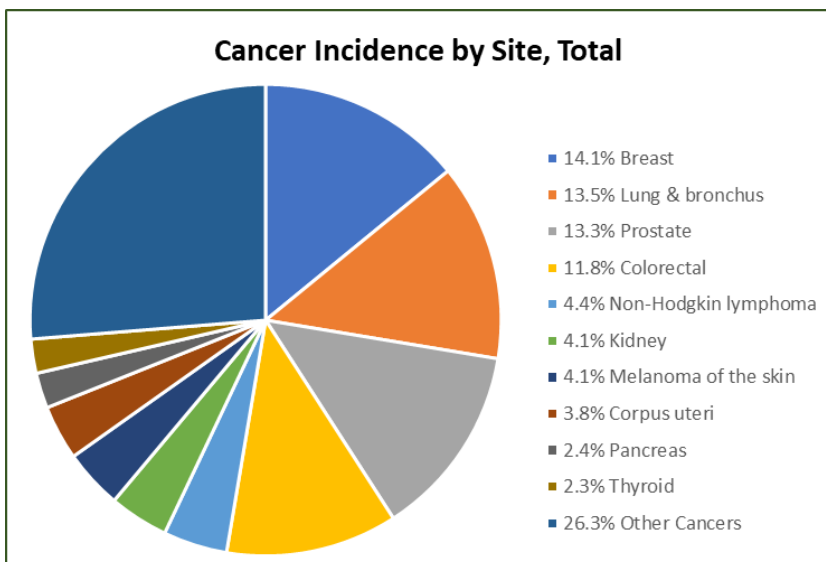
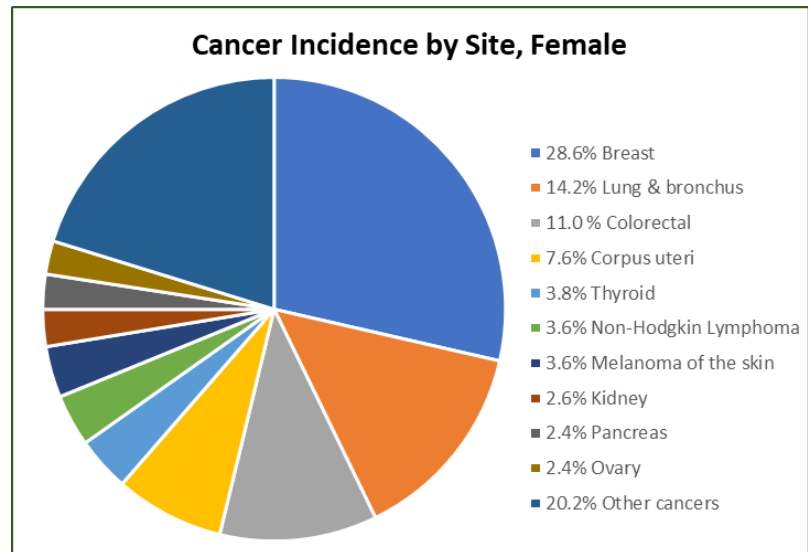
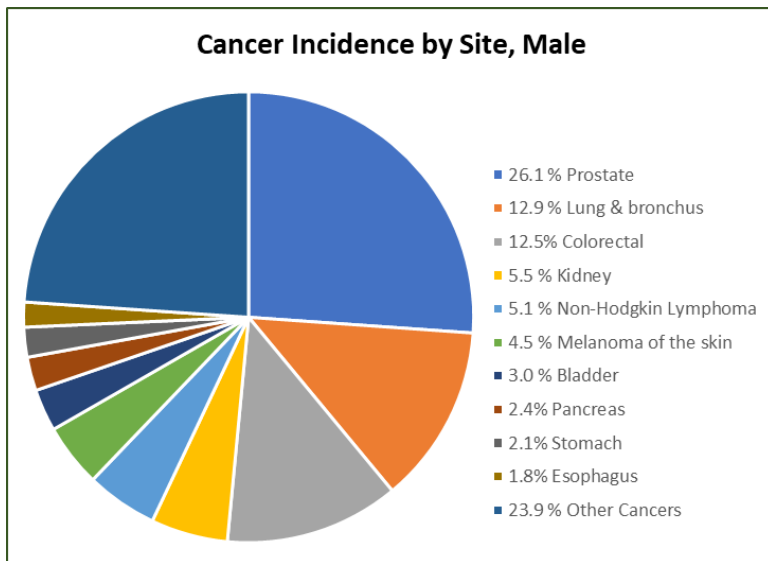
Most Common Cancer Diagnoses, 2019

Incidence

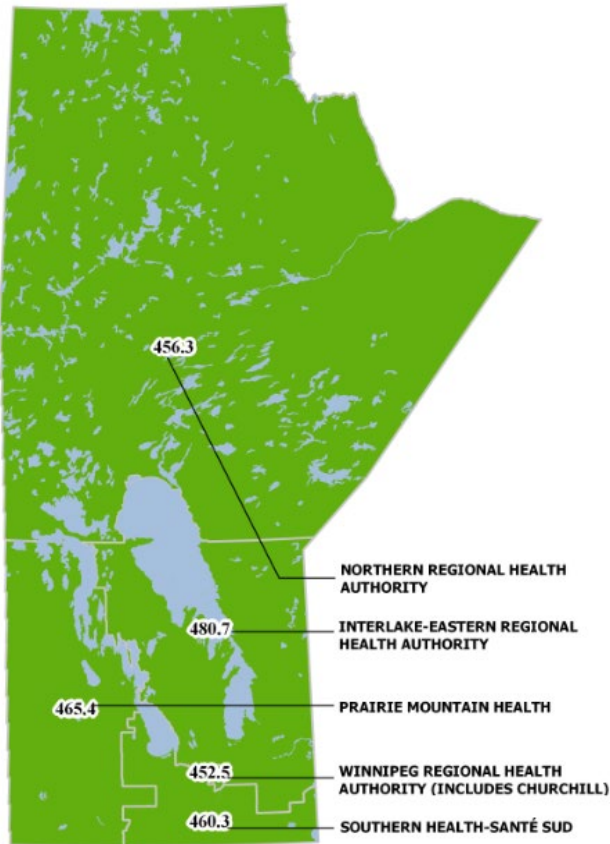
Male		Female		Total	
SITE	CASES	SITE	CASES	SITE	CASES
Prostate	950	Breast	1008	Breast	1010
Lung & bronchus	468	Lung & bronchus	501	Lung & bronchus	969
Colorectal	456	Colorectal	388	Prostate	950
Kidney	201	Corpus uteri	269	Colorectal	844
Non-Hodgkin Lymphoma	187	Thyroid	134	Non-Hodgkin Lymphoma	315
Melanoma of the skin	165	Non-Hodgkin Lymphoma	128	Kidney	292
Bladder	110	Melanoma of the skin	126	Melanoma of the skin	291
Pancreas	88	Kidney	91	Corpus uteri	269
Stomach	78	Pancreas	86	Pancreas	174
Esophagus	65	Ovary	82	Thyroid	168

Cancer Incidence by Site

Invasive cancers only



Manitoba Cancer Rates by Regional Health Authority

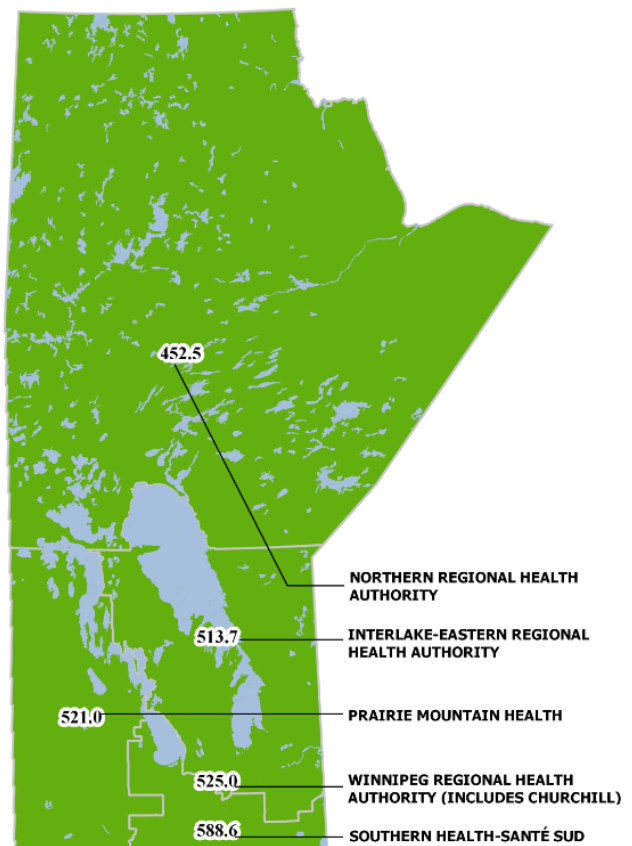


2019 All Invasive Cancers Female *Incidence*

Age-standardized rate per 100,000
Standard population: Manitoba 2011
Out-of-province residents excluded

2019 All Invasive Cancers Male *Incidence*

Age-standardized rate per 100,000
Standard population: Manitoba 2011
Out-of-province residents excluded



Cancer Incidence - Cases and Rates in Manitoba by Site, 2019

Cancer Site	Age group																								Total Count			ASIR*		
	00-29			30-39			40-49			50-59			60-69			70-79			80+											
	M	F	T	M	F	T	M	F	T	M	F	T	M	F	T	M	F	T	M	F	T	M	F	T	M	F	T			
Buccal Cavity & Pharynx	Lip	0	0	0	0	0	0	2	1	3	2	2	4	8	4	12	14	3	17	10	7	17	36	17	53	5.39	2.18	3.62		
	Tongue	0	1	1	0	1	1	2	0	2	10	3	13	12	5	17	7	5	12	0	1	1	31	16	47	4.31	2.07	3.19		
	Major salivary gland	0	0	0	1	0	1	0	0	0	1	1	2	2	2	4	1	0	1	2	1	3	7	4	11	1.06	0.53	0.76		
	Floor of mouth	0	0	0	0	0	0	0	0	0	1	0	1	1	2	3	0	1	1	0	0	0	2	3	5	0.28	0.36	0.33		
	Gum & other mouth	0	0	0	0	1	1	0	2	2	1	0	1	2	4	6	3	5	8	0	2	2	6	14	20	0.79	1.77	1.32		
	Nasopharynx	0	1	1	1	1	2	0	1	1	2	0	2	3	1	4	0	0	0	0	0	0	6	4	10	0.83	0.58	0.7		
	Oropharynx	0	0	0	0	0	0	2	0	2	1	0	1	9	0	9	1	2	3	0	0	0	13	2	15	1.76	0.23	0.99		
	Hypopharynx	0	0	0	0	0	0	1	0	1	1	0	1	2	1	3	7	0	7	1	0	1	12	1	13	1.66	0.12	0.84		
	Other buccal cavity & pharynx	0	0	0	0	0	0	2	0	2	7	1	8	11	2	13	0	0	0	2	0	2	22	3	25	3.21	0.4	1.76		
	Digestive	Esophagus	0	0	0	0	0	0	1	0	1	11	4	15	30	5	35	14	7	21	9	3	12	65	19	84	9.24	2.41	5.62	
Stomach		0	0	0	4	0	4	3	4	7	13	8	21	20	8	28	24	16	40	14	5	19	78	41	119	11.4	5.34	8.09		
Small intestine		0	0	0	0	0	0	2	1	3	3	4	7	11	4	15	3	3	6	4	4	8	23	16	39	3.36	2.12	2.7		
Colorectal		1	4	5	10	9	19	28	13	41	87	49	136	128	91	219	126	112	238	76	110	186	456	388	844	67.07	49.25	57.79		
Colon excluding rectum		0	3	3	7	7	14	14	8	22	41	36	77	80	63	143	88	86	174	50	90	140	280	293	573	40.8	37.07	39.03		
Rectum & rectosigmoid		1	1	2	3	2	5	14	5	19	46	13	59	48	28	76	38	26	64	26	20	46	176	95	271	26.05	12.18	18.76		
Anus		0	0	0	0	0	0	1	1	2	3	2	5	1	3	4	0	7	7	3	6	9	8	19	27	1.34	2.39	1.91		
Liver		0	2	2	0	0	0	2	0	2	16	5	21	16	8	24	17	6	23	6	2	8	57	23	80	8.2	3.01	5.45		
Gallbladder		0	0	0	0	0	0	0	0	0	1	1	2	1	4	5	1	1	2	1	12	13	4	18	22	0.61	2.25	1.58		
Pancreas		0	1	1	1	1	2	3	0	3	13	10	23	29	22	51	25	19	44	17	33	50	88	86	174	12.85	10.83	11.89		
Other digestive system	0	0	0	2	0	2	2	2	4	4	5	9	14	8	22	10	14	24	8	11	19	40	40	80	5.84	5.05	5.43			
Respiratory	Larynx	0	0	0	0	0	0	0	0	5	1	6	19	0	19	3	2	5	6	0	6	33	3	36	4.75	0.38	2.42			
	Lung & bronchus	0	1	1	1	1	2	4	4	8	47	53	100	140	145	285	173	187	360	103	110	213	468	501	969	68.11	62.03	64.33		
	Other respiratory system	1	1	2	0	1	1	2	1	3	3	0	3	2	0	2	0	0	0	3	0	3	11	3	14	1.78	0.45	1.05		
Bones & joints	1	5	6	0	0	0	1	0	1	3	0	3	0	0	0	1	1	2	0	0	0	6	6	12	0.91	0.89	0.89			
Mesothelial & soft tissue (inc. heart)	Soft tissue (Including heart)	2	3	5	3	3	6	2	1	3	5	5	10	8	7	15	9	2	11	7	3	10	36	24	60	5.34	3.28	4.17		
	Kaposi sarcoma	0	0	0	0	0	0	0	0	0	1	0	1	1	0	1	0	0	0	0	0	2	0	2	0.28	0	0.14			
	Mesothelioma	0	0	0	0	0	0	0	0	0	3	1	4	4	1	5	4	0	4	5	1	6	16	3	19	2.46	0.41	1.32		
Melanoma of the skin	0	1	1	3	15	18	14	16	30	29	22	51	46	30	76	45	26	71	28	16	44	165	126	291	24.28	16.89	20.1			
Breast	0	4	4	0	31	31	0	103	103	0	189	189	0	298	298	1	242	243	1	141	142	2	1008	1010	0.32	133.15	69.67			
Female genital	Cervix uteri	0	3	3	0	16	16	0	11	11	0	6	6	0	14	14	0	4	4	0	1	1	0	55	55	0	7.67	0		
	Corpus uteri	0	0	0	0	7	7	0	21	21	0	67	67	0	88	88	0	60	60	0	26	26	0	269	269	0	35.83	0		
	Uterus, NOS	0	0	0	0	0	0	0	1	1	0	2	2	0	3	3	0	2	2	0	0	0	0	8	8	0	1.08	0		
	Ovary	0	5	5	0	3	3	0	7	7	0	18	18	0	17	17	0	21	21	0	11	11	0	82	82	0	11	0		
	Other female genital system	0	0	0	0	0	0	0	4	4	0	7	7	0	12	12	0	8	8	0	8	8	0	39	39	0	5.14	0		

Cancer Site	Age group																					Total Count			ASIR*				
	00-29			30-39			40-49			50-59			60-69			70-79			80+			M	F	T	M	F	T		
	M	F	T	M	F	T	M	F	T	M	F	T	M	F	T	M	F	T	M	F	T	M	F	T	M	F	T		
Male genital	Prostate	0	0	0	0	0	0	7	0	7	114	0	114	372	0	372	301	0	301	156	0	156	950	0	950	135.16	0	0	
	Testis	16	0	16	15	0	15	4	0	4	5	0	5	2	0	2	2	0	2	1	0	1	45	0	45	6.54	0	0	
	Penis	0	0	0	0	0	0	1	0	1	2	0	2	2	0	2	3	0	3	1	0	1	9	0	9	1.31	0	0	
	Other male genital system	0	0	0	0	0	0	0	0	0	0	0	0	1	0	1	0	0	0	0	0	0	1	0	1	0.13	0	0	
Urinary	Bladder	0	0	0	0	0	0	4	1	5	8	4	12	20	7	27	38	12	50	40	14	54	110	38	148	17.09	4.75	10.13	
	Kidney	0	3	3	5	1	6	16	4	20	53	28	81	61	23	84	41	25	66	25	7	32	201	91	292	29.44	12.21	20.27	
	Ureter	0	0	0	0	0	0	0	0	0	0	0	0	0	0	0	1	0	1	4	1	5	5	1	6	0.91	0.12	0.44	
	Other urinary system	0	0	0	0	0	0	0	0	0	0	1	1	0	0	0	1	1	2	3	1	4	4	3	7	0.71	0.39	0.5	
Brain & other CNS	Eye	0	0	0	0	0	0	0	1	1	1	0	1	0	3	3	1	2	3	1	1	2	3	7	10	0.48	0.88	0.68	
	Brain	9	8	17	6	1	7	1	1	2	17	6	23	7	9	16	12	8	20	8	8	16	60	41	101	8.94	5.49	7.14	
	Other nervous system	4	0	4	0	1	1	2	0	2	2	0	2	0	1	1	0	0	0	0	0	0	8	2	10	1.23	0.26	0.75	
Endocrine	Thyroid	1	16	17	2	21	23	10	21	31	6	28	34	7	24	31	6	21	27	2	3	5	34	134	168	5.03	18.87	11.98	
	Other endocrine	2	3	5	0	0	0	2	1	3	0	0	0	0	1	1	0	1	1	0	0	0	4	6	10	0.62	0.86	0.75	
Lymphoma	Hodgkin lymphoma	2	7	9	4	3	7	1	4	5	1	2	3	1	2	3	0	0	0	0	2	2	9	20	29	1.29	2.95	2.14	
	Non-Hodgkin lymphoma	4	2	6	12	3	15	11	5	16	37	19	56	46	26	72	54	38	92	23	35	58	187	128	315	27.02	16.38	21.6	
	Multiple myeloma	0	0	0	1	0	1	1	4	5	6	8	14	21	14	35	18	9	27	15	8	23	62	43	105	9.13	5.66	7.13	
Leukemias	Acute lymphocytic leukemia	9	2	11	0	1	1	0	0	0	0	2	2	1	0	1	1	0	1	0	0	0	11	5	16	1.59	0.76	1.18	
	Chronic lymphocytic leukemia	0	0	0	0	0	0	0	0	0	7	2	9	8	10	18	12	7	19	8	5	13	35	24	59	5.2	2.96	3.96	
	Acute myeloid leukemia	3	1	4	0	0	0	4	2	6	3	4	7	8	5	13	13	9	22	6	3	9	37	24	61	5.41	3.12	4.16	
	Acute monocytic leukemia	0	0	0	1	0	1	0	0	0	1	0	1	0	0	0	1	0	1	1	0	1	4	0	4	0.61	0	0.28	
	Chronic myeloid leukemia	2	0	2	2	0	2	0	0	0	3	1	4	2	1	3	5	0	5	2	2	4	16	4	20	2.32	0.53	1.39	
	Other leukemias	1	0	1	1	0	1	1	1	2	1	2	3	3	2	5	2	0	2	1	1	2	10	6	16	1.44	0.85	1.13	
	Other ill defined & unknown	3	0	3	3	3	6	1	1	2	13	8	21	31	24	55	52	30	82	37	43	80	140	109	249	20.84	13.52	16.87	
TOTAL - ALL INVASIVE	61	74	135	78	124	202	140	240	380	553	581	1134	1113	941	2054	1053	919	1972	640	648	1288	3638	3527	7165	529.67	459.69	488.6		
In situ	Non-Melanoma skin & in situ skin	7	9	16	26	41	67	77	80	157	238	225	463	483	380	863	658	429	1087	496	464	960	1985	1628	3613	296.42	208.53	246.97	
	Breast in situ	0	0	0	0	3	3	0	6	6	0	31	31	0	46	46	0	27	27	0	3	3	0	116	116	0	15.39	7.86	
	Cervix in situ	0	152	152	0	150	150	0	59	59	0	31	31	0	19	19	0	2	2	0	0	0	0	413	413	0	60.78	0	
	Prostate in situ	0	0	0	0	0	0	0	0	0	2	0	2	10	0	10	3	0	3	0	0	0	15	0	15	1.97	0	0	
	Bladder in situ	1	0	1	0	2	2	9	1	10	20	4	24	47	17	64	55	13	68	32	13	45	164	50	214	23.98	6.25	14.41	
	Colorectal in situ	0	0	0	0	0	0	0	0	0	0	0	0	0	0	0	0	0	0	0	0	0	0	0	0	0	0	0	0
	Other in situ (Excl. Breast, Skin, Cervix, Prostate, Bladder, Colorectal)	0	1	1	2	8	10	1	11	12	4	19	23	6	26	32	13	21	34	7	8	15	33	94	127	4.85	12.61	8.72	
TOTAL - ALL INVASIVE + IN SITU	69	236	305	106	328	434	227	397	624	817	891	1708	1659	1429	3088	1782	1411	3193	1175	1136	2311	5835	5828	11663	856.88	763.25	797.7		
Brain uncertain & unspecified	4	3	7	0	2	2	2	2	4	0	3	3	1	4	5	1	6	7	1	1	2	9	21	30	1.37	2.83	2.11		
Neoplasms (Uncertain & unspecified, excluding brain)	4	14	18	2	21	23	11	17	28	13	31	44	27	38	65	46	30	76	30	35	65	133	186	319	19.84	25.09	22.21		
Brain & nervous system benign	2	3	5	3	4	7	7	8	15	12	11	23	13	14	27	12	10	22	8	15	23	57	65	122	8.46	8.77	8.64		
ALL CANCERS	79	256	335	111	355	466	247	424	671	842	936	1778	1700	1485	3185	1841	1457	3298	1214	1187	2401	6034	6100	12134	886.55	799.93	830.65		

* As of 2019, colorectal in situ cases are no longer collected

* Age standardized incidence rate per 100,000

Standard Population: Manitoba 2011

Tumour Staging by Site

Staging on sites with more than 45 cases

LIP

Stage	Frequency	Percent
Early/Intermediate	53	100
Late	0	0.00
Total	53	100



COLORECTAL

Stage	Frequency	Percent
Early/Intermediate	657	77.84
Late	187	22.16
Total	844	100



TONGUE

Stage	Frequency	Percent
Early/Intermediate	36	76.60
Late	11	23.40
Total	47	100



COLON EXCLUDING RECTUM

Stage	Frequency	Percent
Early/Intermediate	442	77.14
Late	131	22.86
Total	573	100



ESOPHAGUS

Stage	Frequency	Percent
Early/Intermediate	49	58.33
Late	35	41.67
Total	84	100



RECTUM & RECTOSIGMOID

Stage	Frequency	Percent
Early/Intermediate	215	79.34
Late	56	20.66
Total	271	100



STOMACH

Stage	Frequency	Percent
Early/Intermediate	71	59.66
Late	48	40.34
Total	119	100



OTHER DIGESTIVE SYSTEM

Stage	Frequency	Percent
Early/Intermediate	61	76.25
Late	19	23.75
Total	80	100



PANCREAS

Stage	Frequency	Percent
Early/Intermediate	80	45.98
Late	94	54.02
Total	174	100



LUNG & BRONCHUS

Stage	Frequency	Percent
Early/Intermediate	522	53.87
Late	447	46.13
Total	969	100



SOFT TISSUE (INCL. HEART)

Stage	Frequency	Percent
Early/Intermediate	55	91.67
Late	5	8.33
Total	60	100



MELANOMA OF THE SKIN

Stage	Frequency	Percent
Early/Intermediate	285	97.94
Late	6	2.06
Total	291	100



*Early/Intermediate includes non-metastatic and unknown stage cancer diagnoses, while Late stage includes metastatic cancer diagnoses.

**In keeping with international coding conventions, all invasive brain tumors, multiple myeloma and non-CLL leukemia are considered unstageable using the AJCC TNM 8th edition staging system utilized by all population-based North American Cancer Registries.

LIVER

Stage	Frequency	Percent
Early/Intermediate	67	83.75
Late	13	16.25
Total	80	100

**PROSTATE**

Stage	Frequency	Percent
Early/Intermediate	769	80.95
Late	181	19.05
Total	950	100

**BREAST**

Stage	Frequency	Percent
Early/Intermediate	957	94.75
Late	53	5.25
Total	1010	100

**TESTIS**

Stage	Frequency	Percent
Early/Intermediate	45	100
Late	0	0.00
Total	45	100

**CERVIX UTERI**

Stage	Frequency	Percent
Early/Intermediate	51	92.73
Late	4	7.27
Total	55	100

**BLADDER**

Stage	Frequency	Percent
Early/Intermediate	131	88.51
Late	17	11.49
Total	148	100

**CORPUS UTERI**

Stage	Frequency	Percent
Early/Intermediate	249	92.57
Late	20	7.43
Total	269	100

**KIDNEY**

Stage	Frequency	Percent
Early/Intermediate	229	78.42
Late	63	21.58
Total	292	100

**OVARY**

Stage	Frequency	Percent
Early/Intermediate	61	74.39
Late	21	25.61
Total	82	100

**THYROID**

Stage	Frequency	Percent
Early/Intermediate	161	95.83
Late	7	4.17
Total	168	100

**CHRONIC LYMPHOCYTIC LEUKEMIA/
SMALL LYMPHOCYTIC LYMPHOMA**

Stage	Frequency	Percent
Early/Intermediate	46	77.97
Late	13	22.03
Total	59	100

**NON-HODGKIN LYMPHOMA**

Stage	Frequency	Percent
Early/Intermediate	191	60.63
Late	124	39.37
Total	315	100



** Using Lugano and/or RAI stage footnote

*Early/Intermediate includes non-metastatic and unknown stage cancer diagnoses, while Late stage includes metastatic cancer diagnoses.

**In keeping with international coding conventions, all invasive brain tumors, multiple myeloma and non-CLL leukemia are considered unstageable using the AJCC TNM 8th edition staging system utilized by all population-based North American Cancer Registries.

Deaths by Underlying Cause in Manitoba¹

(Rate per 100,000)

CAUSES OF DEATH	2019			2018			2017		
	Number	Rate per MB Health Population	Rate per Statistics Canada Population*	Number	Rate per MB Health Population*	Rate per Statistics Canada Population*	Number	Rate per MB Health Population*	Rate per Statistics Canada Population*
Accidents (V01-X59, Y85-Y86)	497	36.2	36.0	379	27.9	28.0	422	31.1	31.5
Cancer (C00 - C97)	2,864	208.6	207.7	2,696	198.2	199.4	2,456	181.0	183.5
Cerebrovascular Disease (I60 - I69)	595	43.3	43.1	526	38.7	38.9	561	41.3	41.9
Diabetes (E10 - E14)	331	24.1	24.0	315	23.2	23.3	276	20.3	20.6
Diseases of the heart (I00 - I09, I11, I13, I20 - I25, I26 - I51)	2,076	151.2	150.5	1,951	143.4	144.3	1,883	138.8	140.7
Pneumonia (J12 - J18)	209	15.2	15.2	187	13.7	13.8	184	13.6	13.8
Intentional Self-Harm (X60 - X84, Y890)	192	14.0	13.9	219	16.1	16.2	166	12.2	12.4

Reference

¹Vital Statistics Agency, 2019/20 Annual Report. Government of Manitoba; 2020. [cited March 06, 2023].

http://vitalstats.gov.mb.ca/pdf/2020_vs_annual_report_en.pdf

Appendix 1

INTERNATIONAL CLASSIFICATION OF DISEASES FOR ONCOLOGY

3rd Edition

PRIMARY SITE	SITE/ CELL TYPE	PRIMARY SITE	SITE/ CELL TYPE
Buccal cavity and pharynx	C00:C14	Male genital system	C60:C63
Lip	C000:C009	Prostate	C619
Tongue	C019:C029	Testis	C620:C629
Major salivary gland	C079:C089	Penis	C600:C609
Floor of mouth	C040:C049	Other male genital system	C630:C639
Gum & other mouth	C030:C039, C050:C059, C060:C069	Urinary system	C64:C68
Nasopharynx	C110:C119	Bladder (incl. <i>in situ</i>)	C670:C679
Oropharynx	C100:C109	Kidney and renal pelvis	C649, C659
Hypopharynx	C129, C130:C139	Ureter	C669
Other buccal cavity & pharynx	C090:C099, C140, C142:C148	Other urinary system	C680:C689
Digestive system	C15:C26	Eye	C690:C699
Esophagus	C150:C159	Brain & other nervous system	C70:C72
Stomach	C160:C169	Brain	C710:C719
Small intestine	C170:C179	Other nervous system	C710:C719 (953), C700:C709, C720:C729
Colon excluding rectum	C180:C189, C260	Endocrine	C73:C75
Rectum & Rectosigmoid	C199, C209	Thyroid	C739
Anus	C210:C212, C218	Other endocrine	C379, C740:C749, C750:C759
Liver	C220	Lymphomas	
Gallbladder	C239	Hodgkin lymphoma	9650-9667
Pancreas	C250:C259	Non-Hodgkin lymphoma	9590-9597, 9670-9671, 9673, 9675, 9678-9680, 9684, 9687-9691, 9695, 9698-9702, 9705, 9708-9709, 9712, 9714-9719, 9724-9729, 9735, 9737, 9738
Other digestive system	C240:C249, C221, C480, C481:C482, C268:C269, C488		9811-9818 (except C420, C421, C424) 9823 (except C420, C421, C424) 9827 (except C420, C421, C424) 9837 (except C420, C421, C424)
Respiratory system	C30:C39	Myeloma	9731-9732, 9734
Larynx	C320:C329	Leukemias	C42
Lung & bronchus	C340:C349	Acute lymphocytic	9826, 9835-9836 9811-9818 (only C421) 9837 (only C421)
Other respiratory system	C300:C301, C310:C319, C384, C339, C381:C383, C388, C390:C399	Chronic lymphocytic	9823 (only C421, if SLL C77)
Bones & joints	C400:C419	Acute myeloid	9840, 9861, 9865-9867, 9869, 9871-9874, 9895-9897, 9898, 9910-9911, 9920,
Soft tissue (including heart)	C380, C470:C479, C490:C499	Acute monocytic	9891
Mesothelioma	9050:9055	Chronic myeloid	9863, 9875-9876, 9945-9946
Kaposi sarcoma	9140	Other	9733, 9742, 9800, 9801, 9805-9809, 9820, 9831-9834, 9860, 9870, 9930, 9931, 9940, 9948, 9963, 9964 9827 (only C421)
Skin	C44	Other, ill-defined, & unknown	9740-9741, 9750-9769, 9950, 9960-9962, 9965-9967, 9970-9971, 9975, 9980, 9982-9987, 9989, 9991-9992 C420-C424 (except 9050-9055, 9140, 9590-9992) C760-C768 (except 9050-9055, 9140, 9590-9992) C770-C779 (except 9050-9055, 9140, 9590-9992) C809 (except 9050-9055, 9140, 9590-9992)
Melanomas of the skin	C440:C449 (8720:8790)		
Other skin	C440:C449		
Breast	C500:C509		
Female genital system	C51:C58		
Cervix uteri	C530:C539		
Corpus uteri	C540:C549		
Uterus, NOS	C559		
Ovary	C569		
Other female genital system	C529, C510:C519, C570:C589		

CONTACT DETAILS

Epidemiology and
Cancer Registry
CancerCare Manitoba
675 McDermot Ave.
Winnipeg, MB R3E 0V9

Main line: (204) 787-2174
Email: CCMBepireg@cancercare.mb.ca

TO CITE THIS REPORT

Department of Epidemiology and Cancer Registry, CancerCare Manitoba.
“Cancer in Manitoba, 2019 Annual Statistical Report.”

Find the Department of Epidemiology and Cancer Registry and data request guidelines online under the Research tab at www.cancercare.mb.ca

