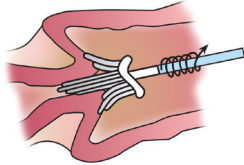


THE PAP TEST PROCEDURE: LIQUID BASED CYTOLOGY (LBC)

- 1 Label the vial with the woman's first name, last name and PHIN (or RCMP, military, other provincial/territorial, or passport number). The PHIN and name on the vial must match the PHIN and name on the requisition.
- 2 Insert an appropriately sized speculum and inspect the cervix (warm water may be used to lubricate the speculum if necessary).
- 3 Take STI specimens if required. Gently wipe away excessive discharge/mucous on the cervix with an oversized cotton swab. This should be done as gently as possible to avoid removing the cervical cells to be sampled.

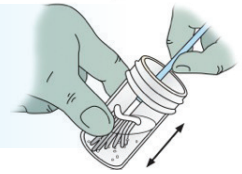
- 4 Insert the broom deeply enough into the endocervical canal so that the shorter bristles fully contact the ectocervix. Rotate the broom 5 times in a clockwise direction.



For SurePath: Insert the broom into the larger opening of the vial. Rotate the broom 90° to use the inner edge of the insert to pull off the broom into the vial.



For ThinPrep: Rinse the broom by pushing it into the bottom of the vial 10 times, forcing the bristles apart. Then, swirl the broom vigorously to release more material.



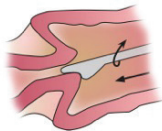
- 5 Place the cap on the vial and tighten firmly.



Any visual cervical abnormalities and/or symptoms (i.e. abnormal bleeding or discharge) must be investigated regardless of cytology findings.

Alternative collection method: A plastic spatula and cytobrush may also be used to collect LBC samples.

- 1 **Spatula**
Insert the spatula into the cervical os and rotate 360° with firm pressure.



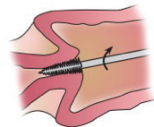
For SurePath: Snap off the head of the spatula (avoid touching the head of the device), and drop into the liquid vial (avoid splashing).



For ThinPrep: Rinse the spatula by swirling it vigorously in the vial 10 times. Discard the spatula.



- 2 **Cytobrush**
Insert the cytobrush into the cervical os no further than the end of the bristles and rotate 90°.



For SurePath: Snap off the head of the cytobrush (avoid touching the head of the device), and drop into the liquid vial (avoid splashing).



For ThinPrep: Rinse the cytobrush by swirling it vigorously in the vial 10 times. Discard the cytobrush.

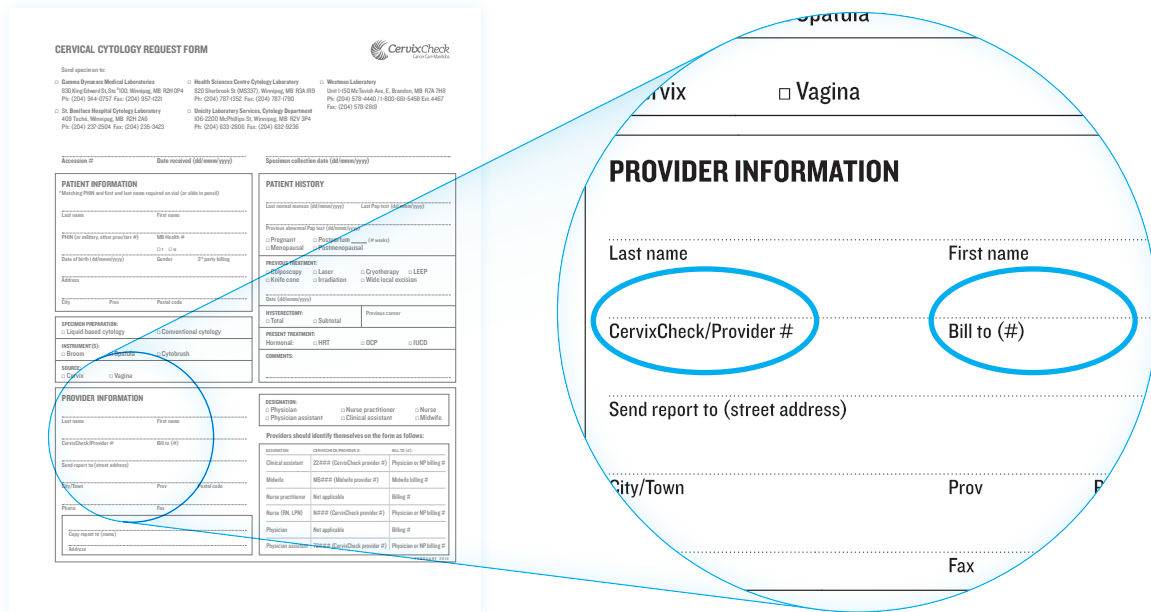


Pregnant women

Screening pregnant women is unnecessary if the woman has had routine negative Pap tests, has no symptoms of cervical cancer and/or no visual abnormalities of the cervix. If a Pap test is warranted, use the broom only in the first 10 weeks of pregnancy. If the woman is over 10 weeks pregnant, the benefits of screening should outweigh the potential harms. Only the plastic spatula should be used.

IDENTIFYING SPECIMEN TAKERS ON THE CERVICAL CYTOLOGY REQUEST FORM

The specimen taker must be clearly identified on the cervical cytology request form in the “CervixCheck/Provider #” field. Where nurses, clinical assistants (CA) and physician assistants (PA) perform Pap tests under a physician or nurse practitioner, a CervixCheck provider number (issued by CervixCheck) should be recorded in the “CervixCheck/Provider #” field. The billing number of the physician or nurse practitioner overseeing these Pap tests should be captured in the “Bill to (#)” field.



Specimen takers should identify themselves on the cervical cytology request form as follows:

DESIGNATION	CERVIXCHECK/PROVIDER #:	BILL TO (#):
Clinical Assistant	22#### (CervixCheck Provider #)	Physician or NP billing #
Midwife	M6#### (midwifery provider #)	Midwifery billing #
Nurse Practitioner	Not applicable	Billing #
Nurse (RN, LPN)	N#### (CervixCheck Provider #)	Physician or NP billing #
Physician	Not applicable	Billing #
Physician Assistant	72#### (CervixCheck Provider #)	Physician or NP billing #

Contact CervixCheck for:

- CervixCheck provider numbers
- screening histories of women in your care
- education and resources
- questions about screening and patient management
- to host a Pap clinic in your community

Quick links:

Screening Guidelines Screening History Request Form CervixCheck Provider Number Request Form	TellEveryWoman.ca/resources
Pap Clinic Registration	TellEveryWoman.ca/papclinic
Pap Test Learning Module & Videos	TellEveryWoman.ca/module
Education Opportunities	TellEveryWoman.ca/education



cervixcheck@cancercare.mb.ca
 5-25 Sherbrook Street, Winnipeg, MB R3C 2B1
 Tel: (204) 788-8626 Fax: (204) 779-5748
 Toll Free: 1-866-616-8805
TellEveryWoman.ca